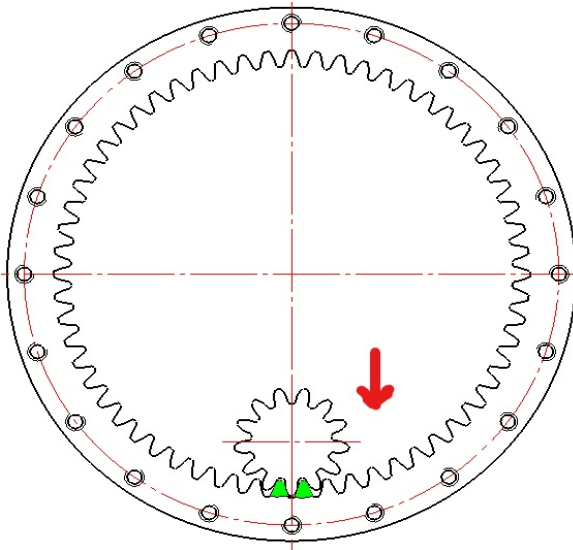


## The way to adjust Backlash of slewing bearings in special case

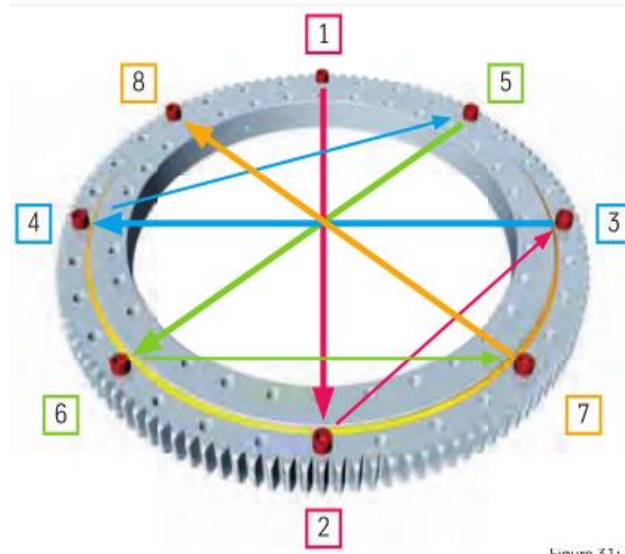
If the pinion is still and nonadjustable, it's not difficult for excavator manufacturers to set backlash because they have special working process and professional equipment. However, in this special case it's not easy to adjust backlash by end users with normal popular way. Therefore, we make this file, please refer it, maybe, it shows the alternative way for you to resolve similar problem!

### Inner ring installation:

Inner ring



bolts install

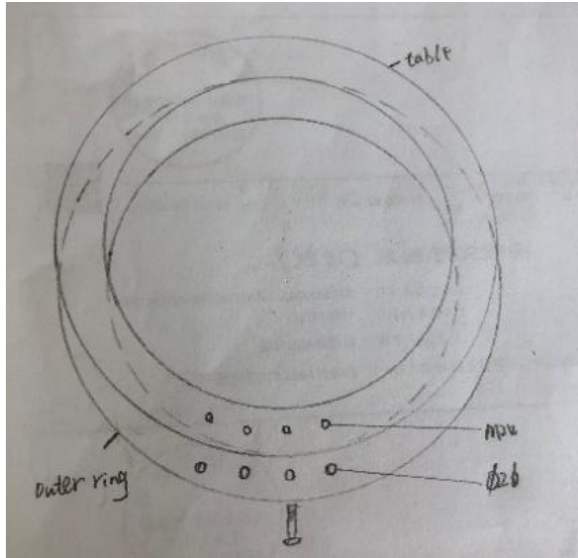


1. Swing gear shaft must be installed from the gear which painted green.
2. Install bolts but do not tighten.
3. Then Pull the ring towards the direction of the red arrow (tail of the excavator). make sure keep a distance between the gear and the swing bearing teeth.
4. Tighten the bolts In 180° symmetric order. Refer to the number order on the picture.

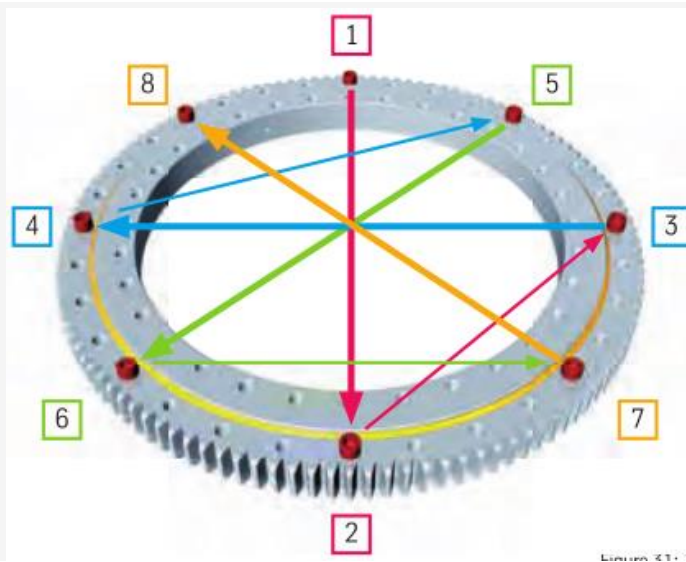
# MetalMiracle®

## Outer ring installation:

Outer ring



bolts install



1. Install bolts but do not tighten.
2. Under no load condition, start the engine slowly rotate left and right more than three times.
3. Tighten the bolts in 180° symmetric order. Refer to the number order on the picture.

Tech Department  
Sichuan MetalMiracle Industry Corp.  
[www.slewingbearing.tech](http://www.slewingbearing.tech)

Address:  
Tianfu Avenue South Section NO.2039, HuaYang, Chengdu Tianfu New Area, China.  
Mechanical Industry area, Maanshan, China.  
Industry park, Luoyang, China.